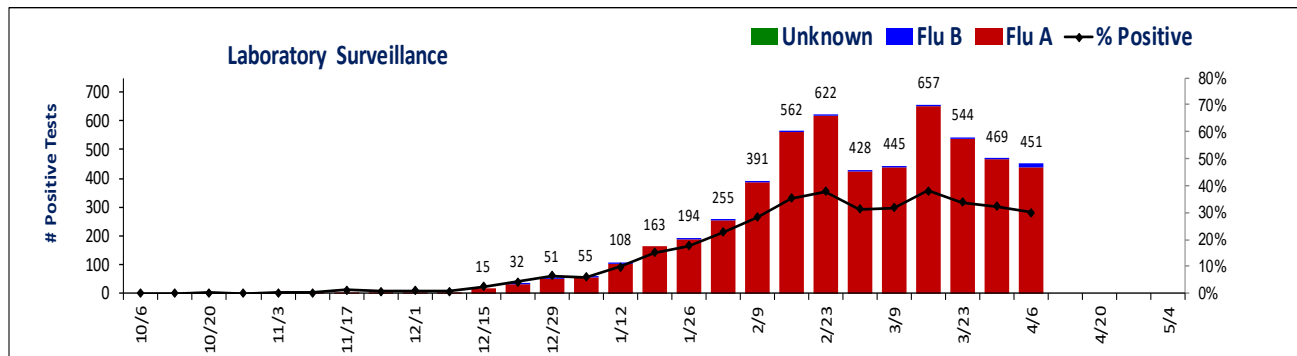
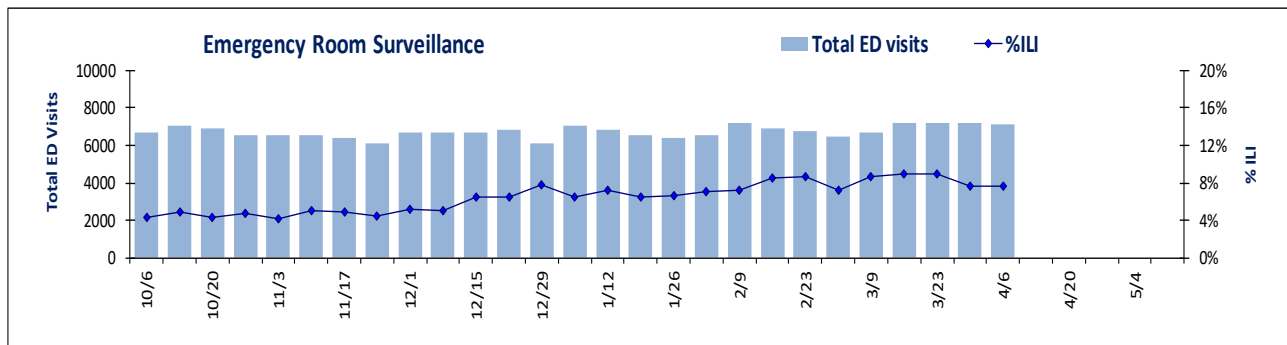


**Monroe County Influenza Surveillance October 1, 2018 – April 6, 2019**  
**Rochester Emerging Infections Program**  
**Center for Community Health & Prevention, University of Rochester Medical Center**

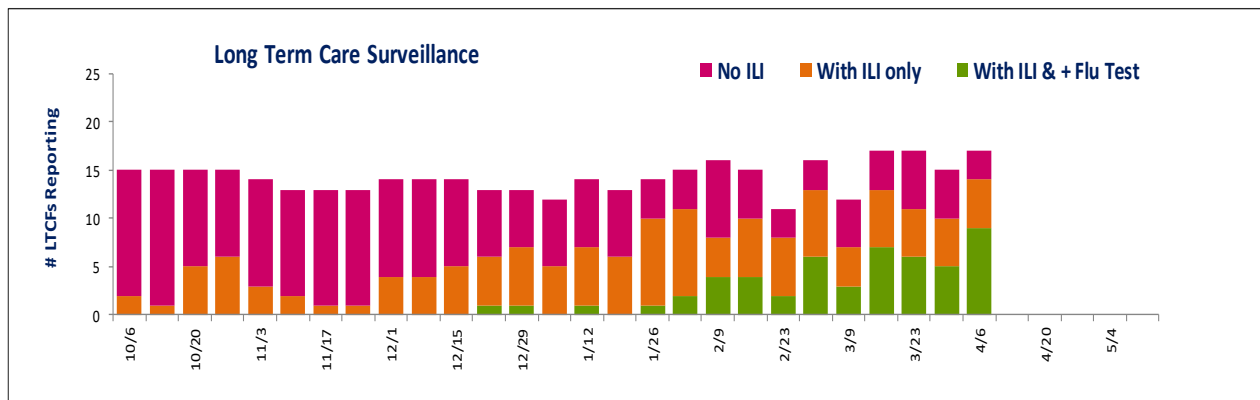
This is a preliminary report of Influenza cases, hospitalizations and deaths. As of 4/6/2019, there were 5461 laboratory confirmed Influenza cases (5406 Flu A, 54 Flu B & 1 A&B) and 883 hospitalizations (includes community acquired and hospital onset infections) Seventeen deaths (all adults) have been confirmed as of 4/6/2019



**Laboratory Surveillance:** Positive influenza tests are reported on the NYS Health Commerce System (HCS) by all diagnostic laboratories. The above figure shows the number and type of positive tests from Monroe County residents, and the percent of ALL tests performed that were positive for flu.



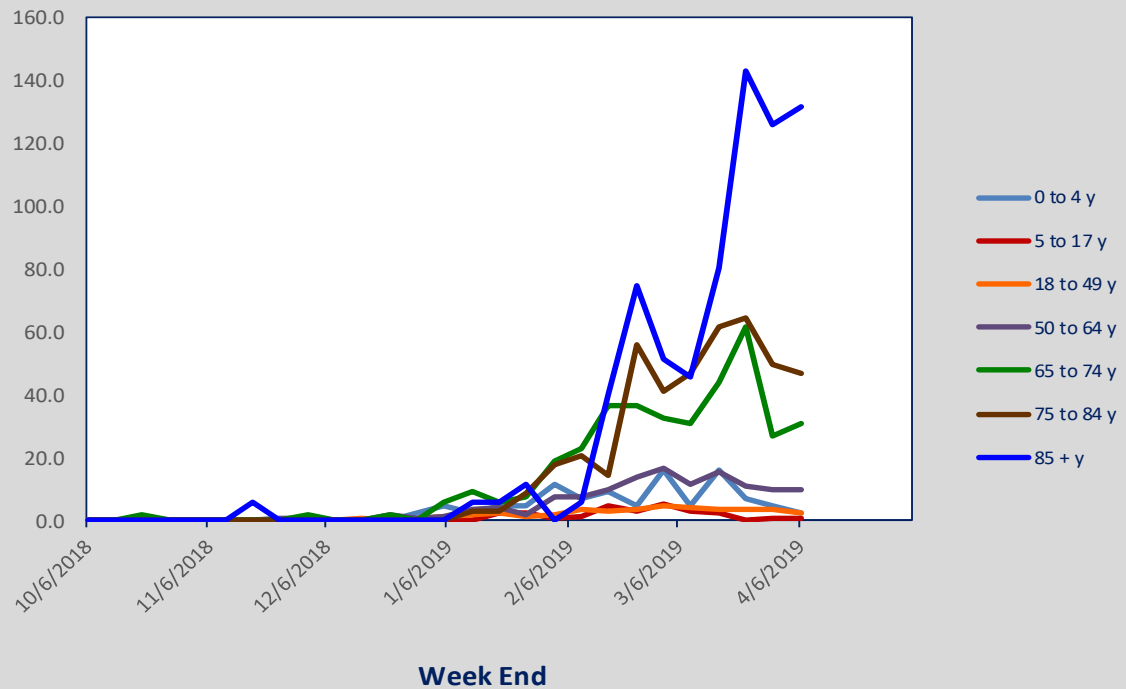
**Emergency Room Surveillance:** All 4 Monroe County Hospitals report to the HCS the total number of ED visits each day. Influenza-like illness (ILI) cases are those that have fever and respiratory symptoms as chief complaint.



**Long Term Care (LTCF) Surveillance:** Beginning October 1, 2018 - Monroe County LTCFs are asked to voluntarily report ILI and flu activity each week.

**Monroe County Influenza Surveillance October 1, 2018 – April 6, 2019**  
**Rochester Emerging Infections Program**  
**Center for Community Health & Prevention, University of Rochester Medical Center**

**2018-2019 Influenza Hospitalization Rates in Monroe County by Week**  
Preliminary data as of 4/6/2019



**Cumulative Number and Rates of Laboratory Confirmed Influenza Cases, Hospitalizations and Deaths in Monroe County**  
**October 1, 2018 to April 6, 2019**

Age Group	Lab Confirmed Flu Cases (N)	Lab Confirmed Flu Rates (per 100,000 persons)	Hospitalized Cases (N)	Flu Hospitalization Rate (per 100,000 persons)	Deaths (N)	Death Rate (per 100,000 persons)
0 to 4 y	695	1605.7	44	101.7	0	0.0
5 to 17 y	1207	962.4	35	27.9	0	0.0
18 to 49 y	1638	505.7	142	43.8	0	0.0
50 to 64 y	888	599.4	191	128.9	3	2.0
65 to 74 y	484	929.5	196	376.4	4	7.7
75 to 84 y	292	856.8	148	434.3	6	17.6
≥ 85 y	257	1473.3	127	728.0	4	22.9
<b>Total</b>	<b>5461</b>	<b>733.7</b>	<b>883</b>	<b>118.6</b>	<b>17</b>	<b>2.3</b>