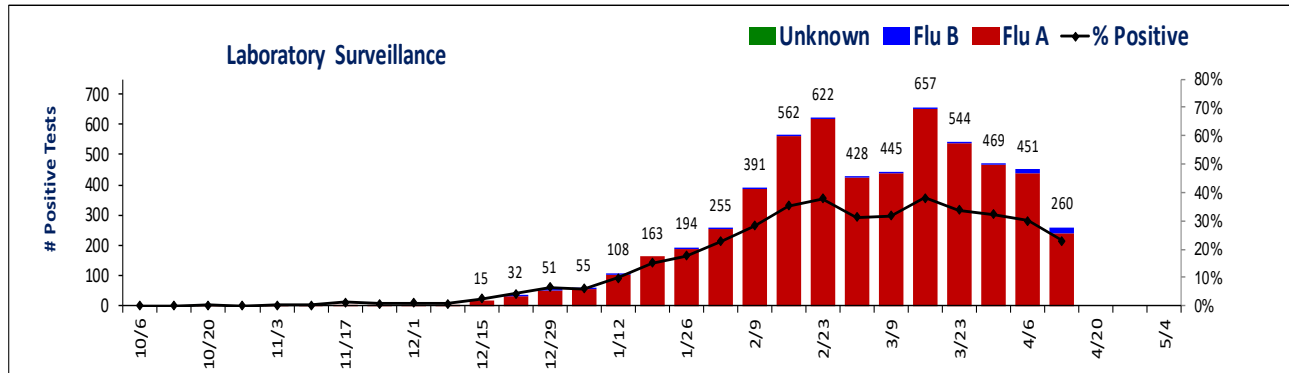
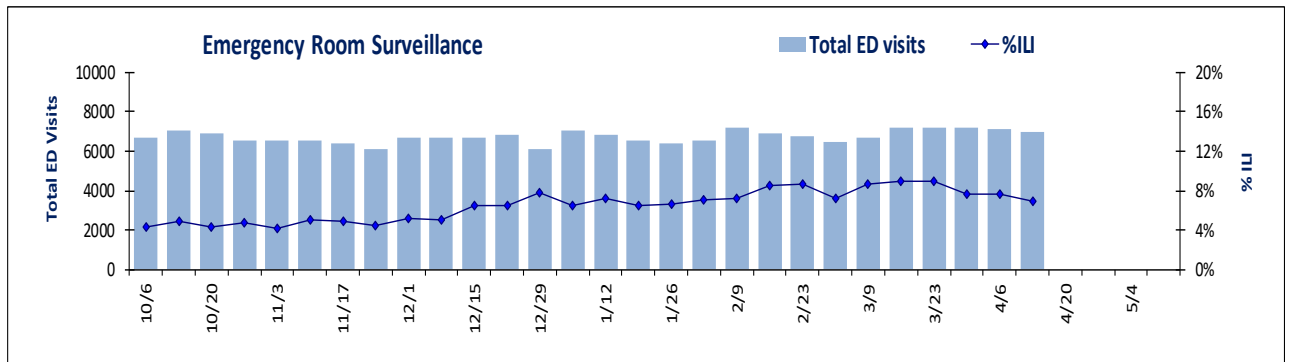


Monroe County Influenza Surveillance October 1, 2018 – April 13, 2019
Rochester Emerging Infections Program
Center for Community Health & Prevention, University of Rochester Medical Center

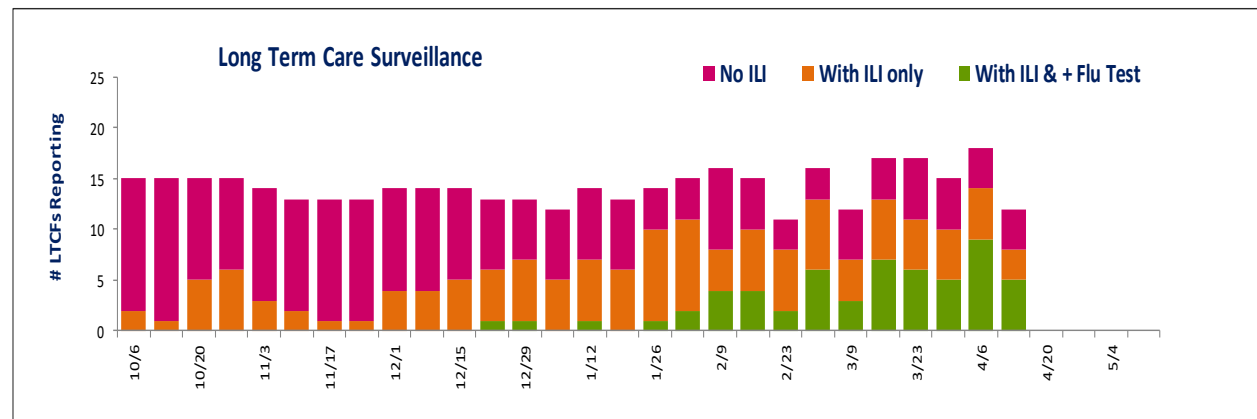
This is a preliminary report of Influenza cases, hospitalizations and deaths. As of 4/13/2019, there were 5721 laboratory confirmed Influenza cases (5645 Flu A, 75 Flu B & 1 A&B) and 945 hospitalizations (includes community acquired and hospital onset infections) Nineteen deaths (all adults) have been confirmed as of 4/13/2019



Laboratory Surveillance: Positive influenza tests are reported on the NYS Health Commerce System (HCS) by all diagnostic laboratories. The above figure shows the number and type of positive tests from Monroe County residents, and the percent of ALL tests performed that were positive for flu.



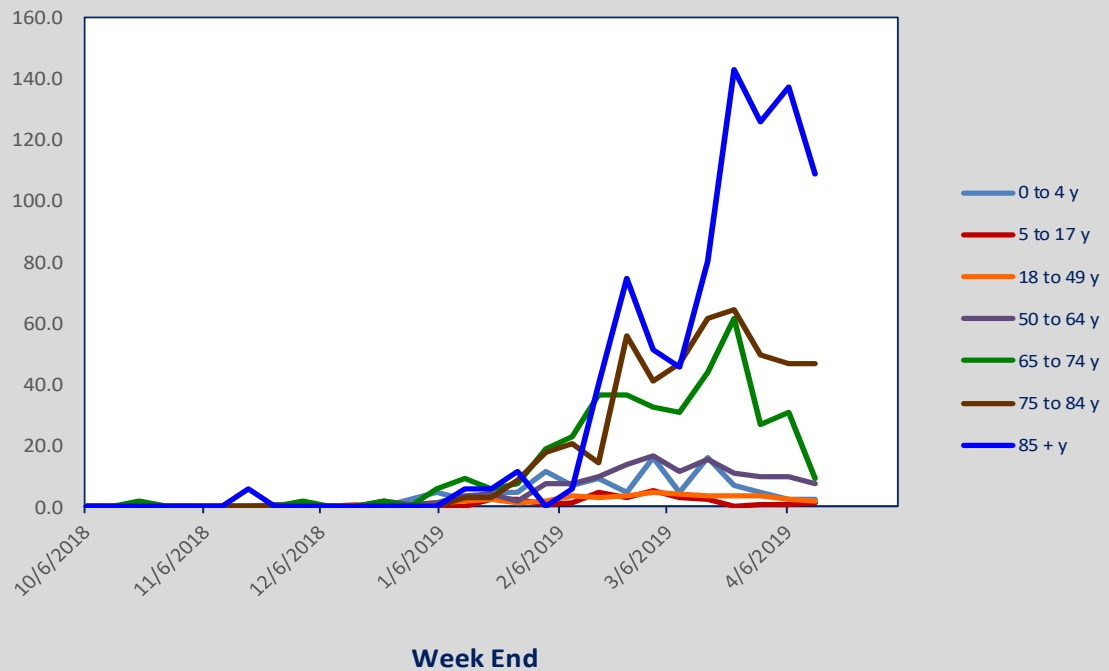
Emergency Room Surveillance: All 4 Monroe County Hospitals report to the HCS the total number of ED visits each day. Influenza-like illness (ILI) cases are those that have fever and respiratory symptoms as chief complaint.



Long Term Care (LTCF) Surveillance: Beginning October 1, 2018 - Monroe County LTCFs are asked to voluntarily report ILI and flu activity each week.

Monroe County Influenza Surveillance October 1, 2018 – April 13, 2019
Rochester Emerging Infections Program
Center for Community Health & Prevention, University of Rochester Medical Center

2018-2019 Influenza Hospitalization Rates in Monroe County by Week
Preliminary data as of 4/13/2019



Cumulative Number and Rates of Laboratory Confirmed Influenza Cases, Hospitalizations and Deaths in Monroe County
October 1, 2018 to April 13, 2019

| Age Group | Lab Confirmed Flu Cases (N) | Lab Confirmed Flu Rates (per 100,000 persons) | Hospitalized Cases (N) | Flu Hospitalization Rate (per 100,000 persons) | Deaths (N) | Death Rate (per 100,000 persons) |
|--------------|-----------------------------|---|------------------------|--|------------|----------------------------------|
| 0 to 4 y | 726 | 1677.4 | 45 | 104.0 | 0 | 0.0 |
| 5 to 17 y | 1260 | 1004.6 | 37 | 29.5 | 0 | 0.0 |
| 18 to 49 y | 1690 | 521.8 | 149 | 46.0 | 0 | 0.0 |
| 50 to 64 y | 934 | 630.4 | 202 | 136.3 | 3 | 2.0 |
| 65 to 74 y | 505 | 969.8 | 201 | 386.0 | 4 | 7.7 |
| 75 to 84 y | 316 | 927.3 | 164 | 481.2 | 7 | 20.5 |
| ≥ 85 y | 290 | 1662.5 | 147 | 842.7 | 5 | 28.7 |
| Total | 5721 | 768.6 | 945 | 127.0 | 19 | 2.6 |