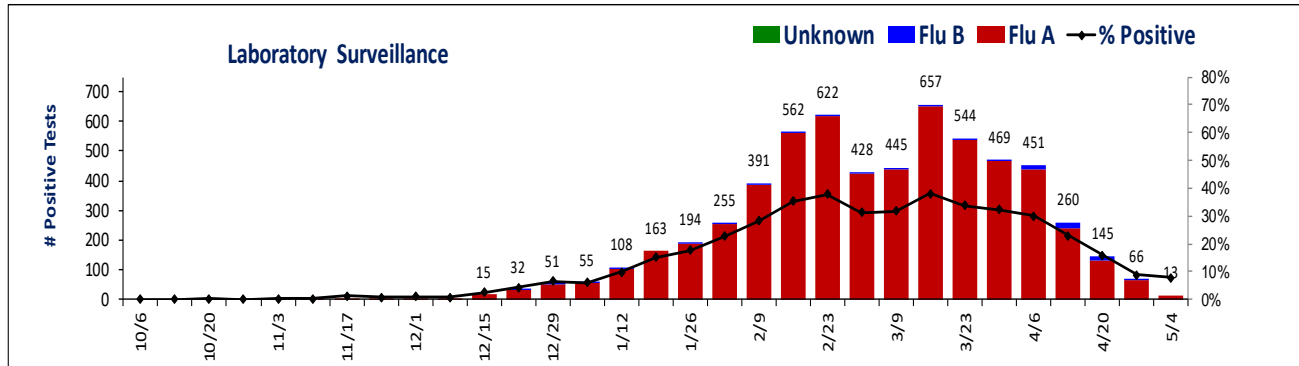
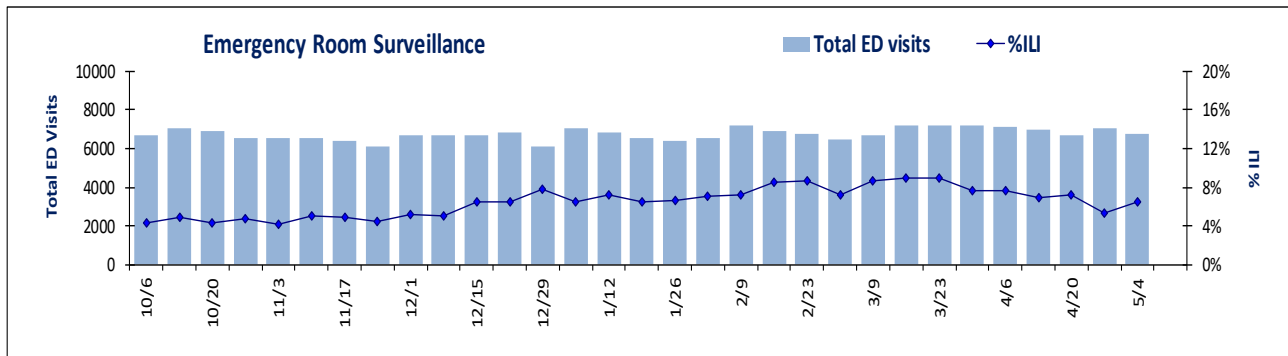


**Monroe County Influenza Surveillance October 1, 2018 – May 4, 2019**  
**Rochester Emerging Infections Program**  
**Center for Community Health & Prevention, University of Rochester Medical Center**

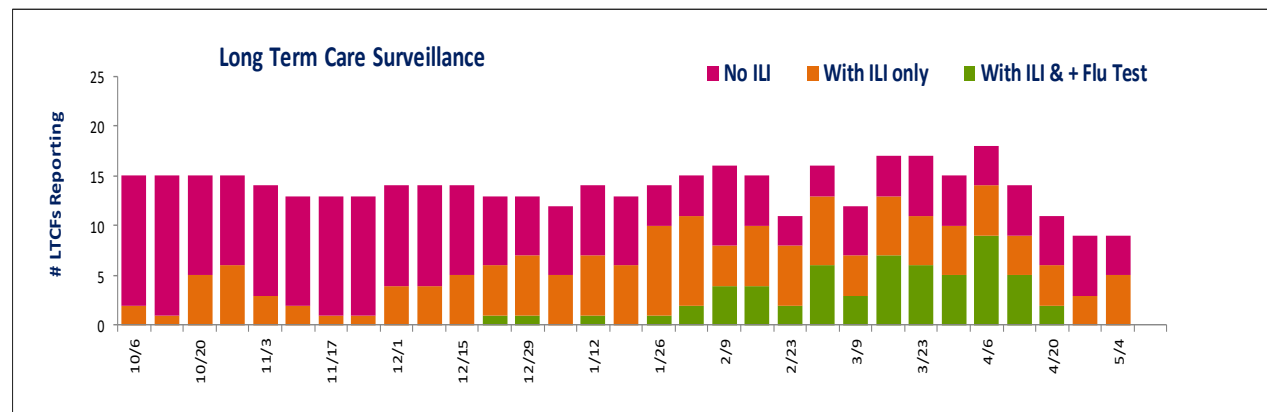
This is a preliminary report of Influenza cases, hospitalizations and deaths. As of 5/4/2019, there were 5946 laboratory confirmed Influenza cases (5857 Flu A, 88 Flu B & 1 A&B) and 1005 hospitalizations (includes community acquired and hospital onset infections)  
 Twenty-one deaths (all adults) have been confirmed as of 5/4/2019



**Laboratory Surveillance:** Positive influenza tests are reported on the NYS Health Commerce System (HCS) by all diagnostic laboratories. The above figure shows the number and type of positive tests from Monroe County residents, and the percent of ALL tests performed that were positive for flu.  
 \*Percent positive may be underestimated, one lab did not report its numbers this week



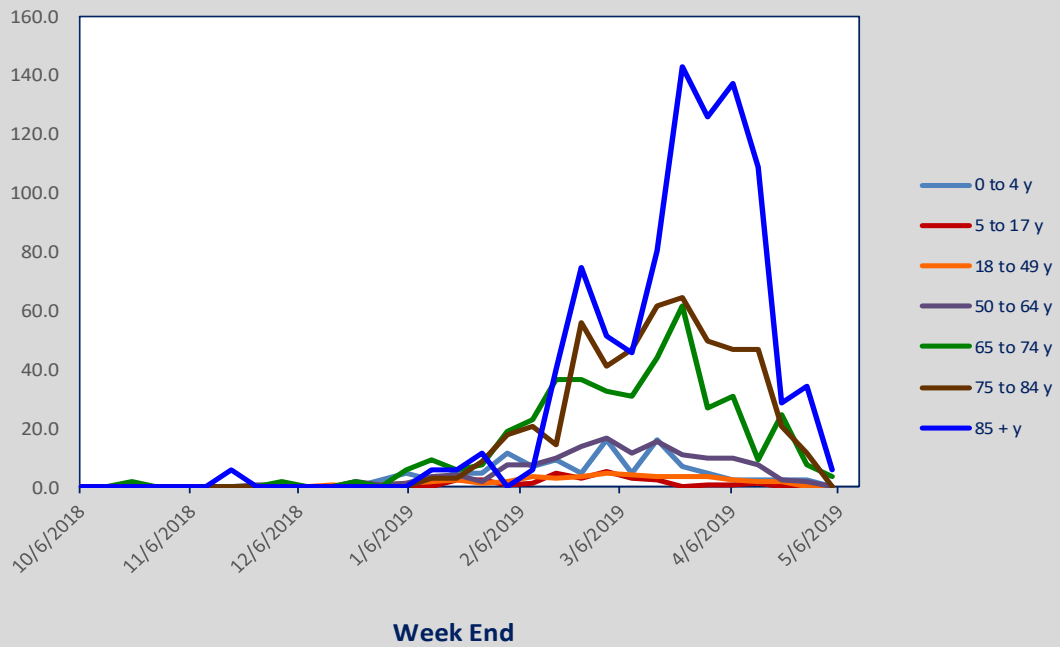
**Emergency Room Surveillance:** All 4 Monroe County Hospitals report to the HCS the total number of ED visits each day. Influenza-like illness (ILI) cases are those that have fever and respiratory symptoms as chief complaint.



**Long Term Care (LTCF) Surveillance:** Beginning October 1, 2018 - Monroe County LTCFs are asked to voluntarily report ILI and flu activity each week.

**Monroe County Influenza Surveillance October 1, 2018 – May 4, 2019**  
**Rochester Emerging Infections Program**  
**Center for Community Health & Prevention, University of Rochester Medical Center**

**2018-2019 Influenza Hospitalization Rates in Monroe County by Week**  
Preliminary data as of 5/4/2019



**Cumulative Number and Rates of Laboratory Confirmed Influenza Cases, Hospitalizations and Deaths in Monroe County**  
**October 1, 2018 to May 4, 2019**

Age Group	Lab Confirmed Flu Cases (N)	Lab Confirmed Flu Rates (per 100,000 persons)	Hospitalized Cases (N)	Flu Hospitalization Rate (per 100,000 persons)	Deaths (N)	Death Rate (per 100,000 persons)
0 to 4 y	760	1755.9	47	108.6	0	0.0
5 to 17 y	1292	1030.2	38	30.3	0	0.0
18 to 49 y	1748	539.7	157	48.5	0	0.0
50 to 64 y	971	655.4	209	141.1	4	2.7
65 to 74 y	532	1021.7	220	422.5	4	7.7
75 to 84 y	333	977.1	175	513.5	7	20.5
≥ 85 y	310	1777.1	159	911.5	6	34.4
<b>Total</b>	<b>5946</b>	<b>798.8</b>	<b>1005</b>	<b>135.0</b>	<b>21</b>	<b>2.8</b>