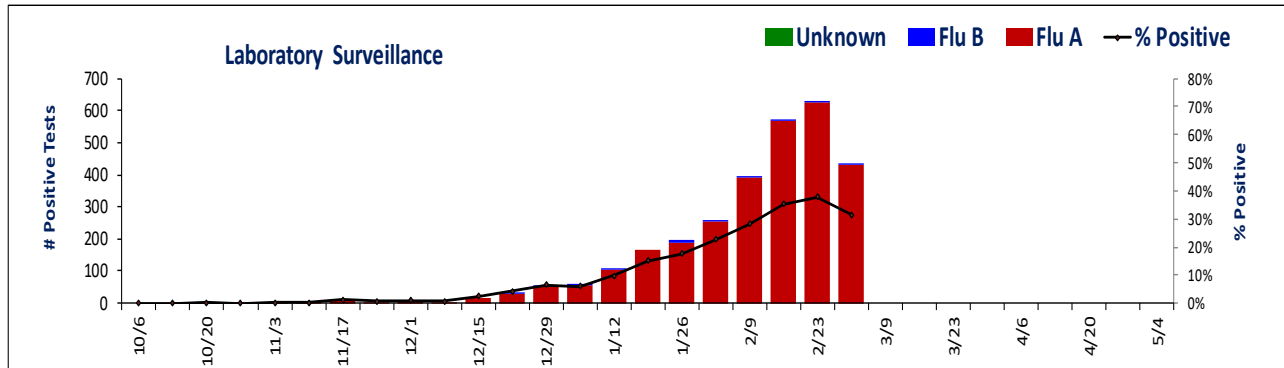
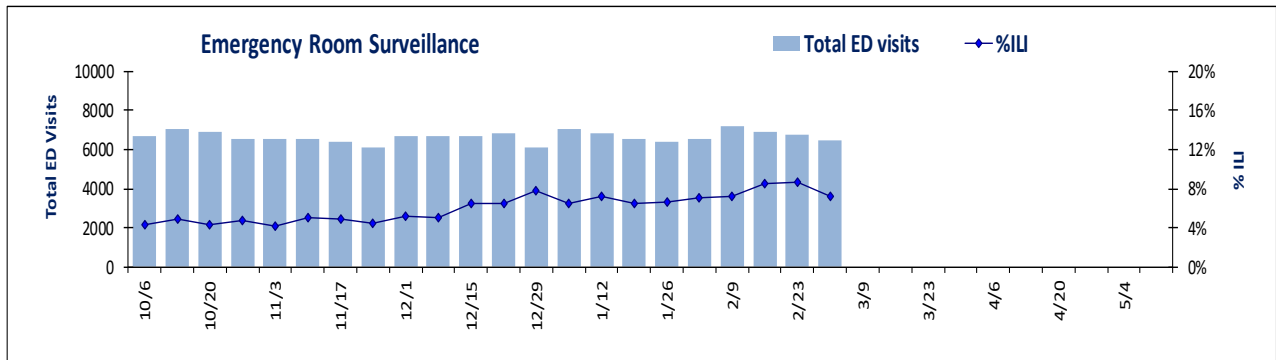


Monroe County Influenza Surveillance October 1, 2018 – March 2, 2019
Rochester Emerging Infections Program
Center for Community Health & Prevention, University of Rochester Medical Center

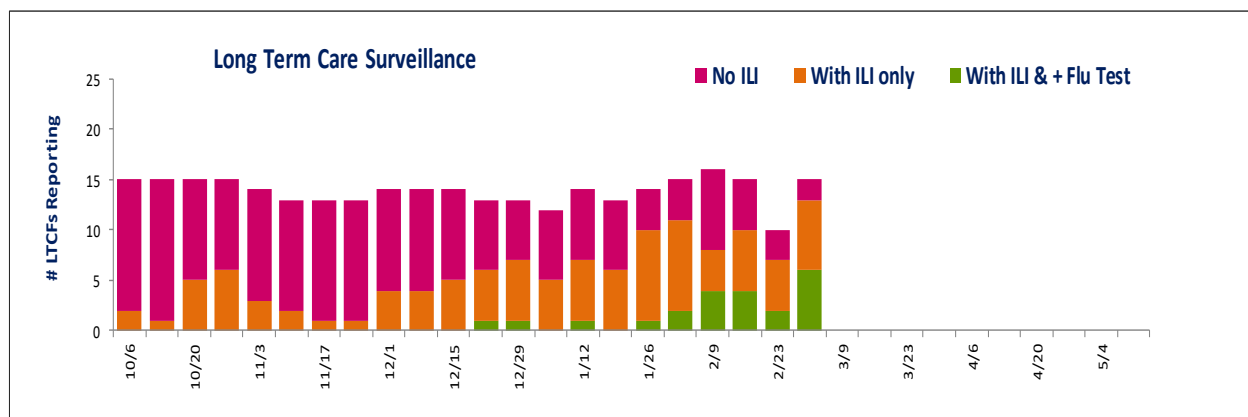
This is a preliminary report of Influenza cases, hospitalizations and deaths. As of 3/2/2019, there were 2925 laboratory confirmed Influenza cases (2897 Flu A, 27 Flu B & 1 A&B) and 429 hospitalizations (includes community acquired and hospital onset infections)
 Nine deaths (all adults) have been confirmed as of 3/2/2019



Laboratory Surveillance: Positive influenza tests are reported on the NYS Health Commerce System (HCS) by all diagnostic laboratories. The above figure shows the number and type of positive tests from Monroe County residents, and the percent of ALL tests performed that were positive for flu.
 *Percent positive may be underestimated, one lab did not report its numbers this week



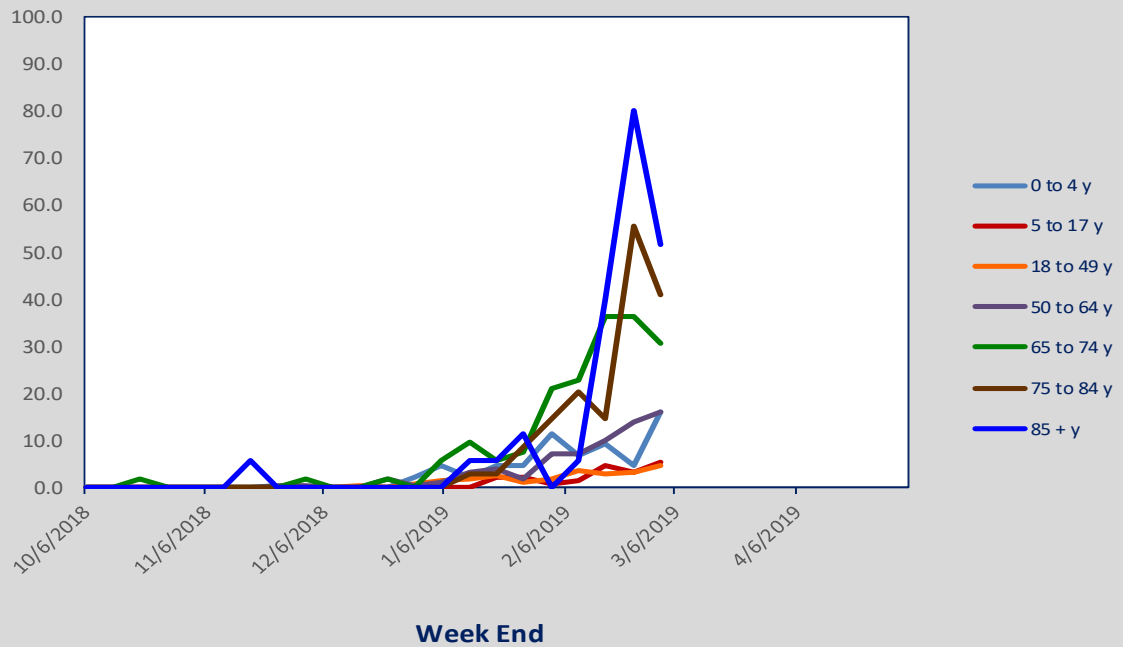
Emergency Room Surveillance: All 4 Monroe County Hospitals report to the HCS the total number of ED visits each day. Influenza-like illness (ILI) cases are those that have fever and respiratory symptoms as chief complaint.



Long Term Care (LTCF) Surveillance: Beginning October 1, 2018 - Monroe County LTCFs are asked to voluntarily report ILI and flu activity each week.

Monroe County Influenza Surveillance October 1, 2018 – March 2, 2019
Rochester Emerging Infections Program
Center for Community Health & Prevention, University of Rochester Medical Center

2018-2019 Influenza Hospitalization Rates in Monroe County by Week
Preliminary data as of 3/2/2019



Cumulative Number and Rates of Laboratory Confirmed Influenza Cases, Hospitalizations and Deaths in Monroe County
October 1, 2018 to March 2, 2019

Age Group	Lab Confirmed Flu Cases (N)	Lab Confirmed Flu Rates (per 100,000 persons)	Hospitalized Cases (N)	Flu Hospitalization Rate (per 100,000 persons)	Deaths (N)	Death Rate (per 100,000 persons)
0 to 4 y	364	841.0	29	67.0	0	0.0
5 to 17 y	708	564.5	26	20.7	0	0.0
18 to 49 y	959	296.1	84	25.9	0	0.0
50 to 64 y	487	328.7	104	70.2	3	2.0
65 to 74 y	219	420.6	95	182.4	1	1.9
75 to 84 y	114	334.5	55	161.4	3	8.8
≥ 85 y	74	424.2	36	206.4	2	11.5
Total	2925	393.0	429	57.6	9	1.2