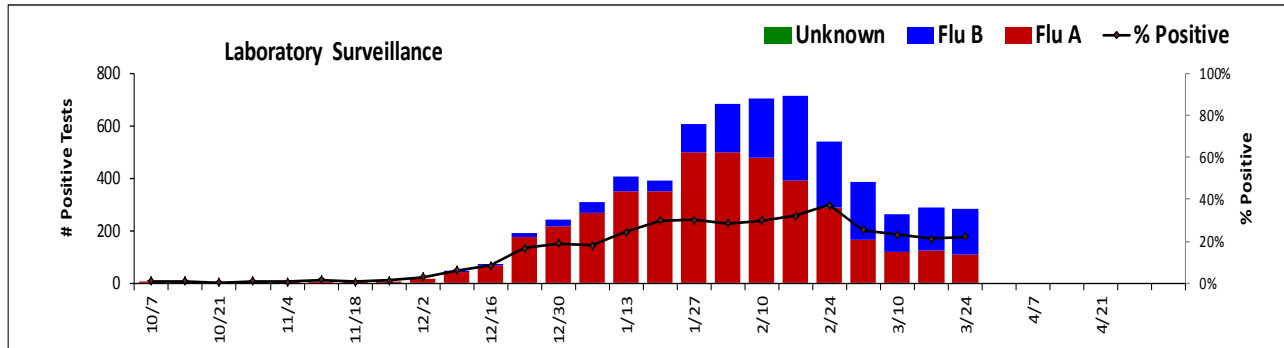


# Monroe County Influenza Surveillance

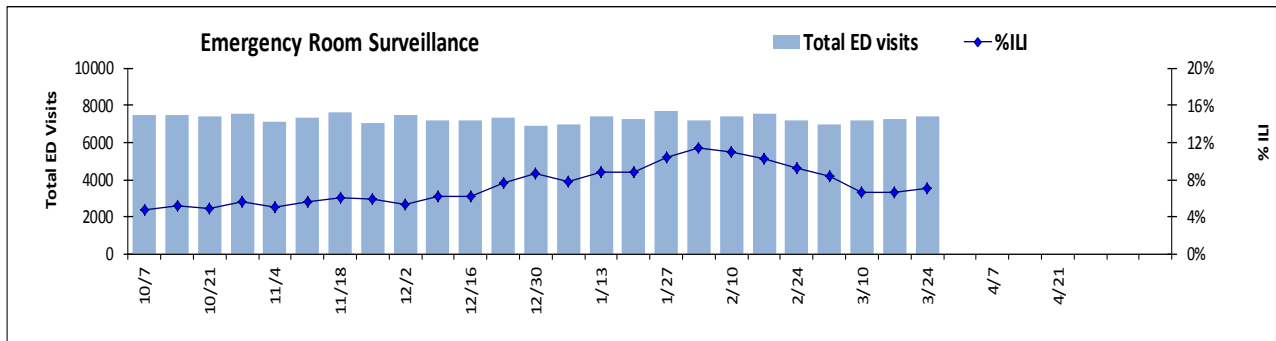
## October 1, 2017 – March 24, 2018

This is a preliminary report of Influenza cases, hospitalizations and deaths. As of 3/24/2018, there were 6194 laboratory confirmed Influenza cases (4210 Flu A, 3 A & B and 1981 Flu B) and 1093 hospitalizations (includes community acquired and hospital onset infections)  
Fifteen deaths have been reported to date (all adults)

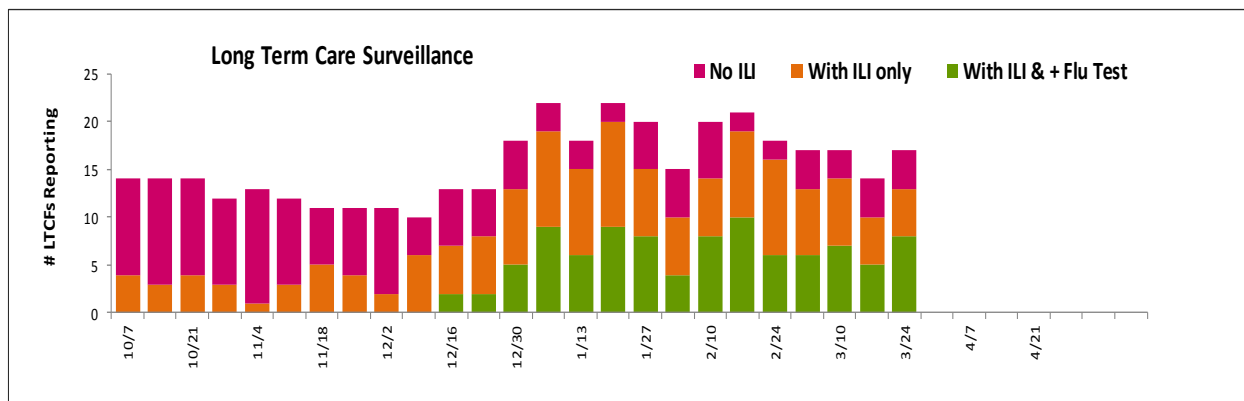


\* Percentage of positives may be underestimated - one lab had not reported its numbers at the time this report was completed

**Laboratory Surveillance:** Positive influenza tests are reported on the NY State Health Commerce System (HCS) by all diagnostic laboratories. The above figure shows the number and type of positive tests from Monroe County residents, and the percent of all tests performed that were positive for flu.



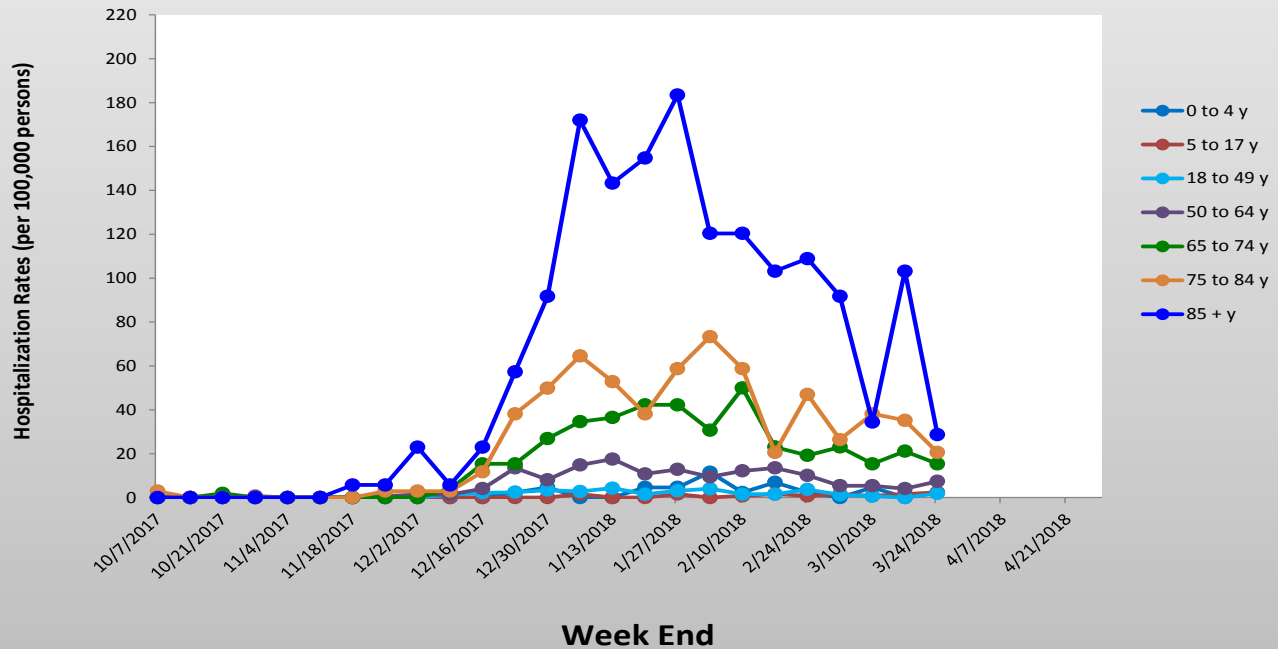
**Emergency Room Surveillance:** All 4 Monroe County Hospitals report to the HCS the total number of ED visits each day. Influenza-like illness (ILI) cases are those that have fever and respiratory symptoms as chief complaint.



**Long Term Care (LTCF) Surveillance:** Beginning October 1, 2017 - 32 Monroe County LTCFs are asked to voluntarily report ILI and flu activity each week.

## Monroe County Influenza Surveillance October 1, 2017 – March 24, 2018

**2017-2018 Influenza Hospitalization Rates in Monroe County by Week**  
Preliminary data as of 3/24/2018



**Cumulative Number and Rates of Laboratory Confirmed Influenza Cases, Hospitalizations and Deaths in Monroe County**  
October 1, 2017 to March 24, 2018

| Age Group    | Lab Confirmed Flu Cases (N) | Lab Confirmed Flu Rates (per 100,000 persons) | Hospitalized Cases (N) | Flu Hospitalization Rate (per 100,000 persons) | Deaths (N) | Death Rate (per 100,000 persons) |
|--------------|-----------------------------|---|------------------------|--|------------|----------------------------------|
| 0 to 4 y     | 471                         | 1088.2  | 22                     | 50.8   | 0          | 0.0                              |
| 5 to 17 y    | 1068                        | 851.6   | 16                     | 12.8   | 0          | 0.0                              |
| 18 to 49 y   | 1722                        | 531.7   | 116                    | 35.8   | 0          | 0.0                              |
| 50 to 64 y   | 1222                        | 824.8   | 227                    | 153.2  | 3          | 2.0                              |
| 65 to 74 y   | 683                         | 1311.7  | 217                    | 416.7  | 0          | 0.0                              |
| 75 to 84 y   | 499                         | 1464.2  | 221                    | 648.5  | 8          | 23.5                             |
| ≥ 85 y       | 529                         | 3032.6  | 274                    | 1570.7   | 4          | 22.9                             |
| <b>Total</b> | <b>6194</b>                 | <b>832.1</b>                                  | <b>1093</b>            | <b>146.8</b>                                   | <b>15</b>  | <b>2.0</b>                       |